


Standard Life Canada is now part of Manulife www.manulife.ca


Ideal Conservative Portfolio

Objectives	Generate income Preserve capital
Tactical mix	Fixed Income 57.9% Equities 37.9% Cash and other securities 4.3%
SLI Fund number	Back-End Load SLI 115 No-Load SLI 315
	<ul style="list-style-type: none"> ■ Canadian Bond 33.5% ■ Dividend Income 12.2% ■ International Equity 7.3% ■ U.S. Dividend Growth 6.5% ■ Global Bond 6.5% ■ Corporate Bond 5.9% ■ Global Equity Value 5.9% ■ Short Term Bond 5.7% ■ Canadian Equity Value 5.5% ■ High Yield Bond 4.3% ■ Emerging Market Debt 4.2%



Ideal Moderate Portfolio

Objectives	Generate income Moderate long-term capital growth
Tactical mix	Fixed Income 48.0% Equities 47.8% Cash and other securities 4.1%
SLI Fund number	Back-End Load SLI 116 No-Load SLI 316
	<ul style="list-style-type: none"> ■ Canadian Bond 16.3% ■ Corporate Bond 14.0% ■ Dividend Income 13.0% ■ Global Bond 6.4% ■ U.S. Dividend Growth 6.0% ■ Global Dividend Growth 5.4% ■ Canadian Equity Value 5.0% ■ Short Term Bond 4.7% ■ High Yield Bond 4.3% ■ Canadian Small Cap 2.8% ■ Global Equity Value 2.6% ■ Global Equity 2.4%




Ideal Growth Portfolio

Objectives	Long-term capital growth Moderate income
Tactical mix	Fixed Income 27.6% Equities 67.8% Cash and other securities 4.6%
SLI Fund number	Back-End Load SLI 117 No-Load SLI 317
	<ul style="list-style-type: none"> ■ Canadian Equity 11.4% ■ Global Equity 9.7% ■ U.S. Equity Value 7.6% ■ Global Bond 7.1% ■ Canadian Equity Value 6.7% ■ Dividend Income 6.3% ■ Corporate Bond 5.8% ■ U.S. Dividend Growth 5.4% ■ High Yield Bond 5.0% ■ Emerging Market Debt 4.9% ■ Canadian Bond 4.3% ■ Canadian Small Cap 4.2% ■ International Equity 3.7%



Ideal Aggressive Portfolio

Objectives	Long-term capital growth
Tactical mix	Fixed Income 18.6% Equities 77.3% Cash and other securities 4.1%
SLI Fund number	Back-End Load SLI 118 No-Load SLI 318
	<ul style="list-style-type: none"> ■ Canadian Equity 11.9% ■ U.S. Equity Value 11.9% ■ Global Equity 10.2% ■ Canadian Equity Value 7.1% ■ U.S. Dividend Growth 6.1% ■ Dividend Income 6.0% ■ High Yield Bond 5.1% ■ Emerging Market Debt 5.1% ■ Emerging Market Dividend 4.9% ■ Canadian Small Cap 4.7% ■ International Equity 4.4% ■ European Equity 4.3% ■ Corporate Bond 3.8%



We reserve the right to modify, without prior notice, the tactical mix, asset mixes, percentage range and choice of funds as long as the change respects the objectives of the portfolio. Ideal Segregated Funds are offered on our Ideal Segregated Funds which is an insurance product. A description of the key features and terms and conditions of Standard Life's Ideal Segregated Funds is contained in the Information Folder and Contract. Subject to any applicable guarantee, any part of the premium or other amount allocated to an Ideal Segregated Fund is invested at the risk of the contract holder and may increase or decrease in value according to fluctuations in the market value of the assets of the Ideal Segregated Fund. These portfolios invest in strategic combinations of Standard Life Mutual Funds.

www.standardlife.ca

The Standard Life Assurance Company of Canada

5651S 05-2015 PDF Only ©2015 Standard Life